



Vertical Sliding PVCu Sash Windows

Timeless elegance, today's technology

Vertical Sliding Sash Windows

Why Choose PVCu Sash Windows?




The Beauty of Traditional Windows

Sash windows originated in the 17th Century and have since enhanced the beauty of buildings for hundreds of years. The slim sightlines and large areas of glass add a timeless grace, while the vertical sliding operation means even when open they do not detract from the facade as casements often do. Their beauty does not reduce their functionality as they offer superb controllable ventilation, better than almost any other window style.

PVCu Windows Work & Last

If you are replacing old timber sash windows, these exceptionally high quality PVCu windows are a real revelation! The latest engineering technology ensures a smooth sliding operation and eliminates problems with rattles or sticking sashes. Precision manufacturing combines with efficient seals to virtually eliminate draughts. PVCu also needs no painting and very little time consuming maintenance.



Secure & Energy Efficient

Our windows comply with, and often exceed, all the most stringent building regulations, security standards and quality accreditations.

Secured by Design



Official Police Security Initiative



Certification Mark

Timeless elegance, today's technology

Great for Replacement and New Build



Traditional Timber Appearance

To get exactly the look you want, our PVCu sash windows are now available with period joinery detailing and a choice of attractive wood effect foiled and painted finishes.

Ideal for New Build

Our windows are not just ideal for replacement work, fitting sash windows into newly built properties adds real period character and charm. Their traditional appearance creates timeless elegance instantly, adds value and kerb appeal and they fully comply with current UK, Scotland and Ireland Building Regulations as well as being certified and approved by the British Board of Agrément.

Heritage Areas & Listed Buildings

Our sensitively designed windows have been approved for use in conservation areas and listed buildings all over the country, please always check with your local planning authority and remember we can provide advice and assistance if required.


Specially Made to Suit Your Home

Our 100% bespoke sash windows will be custom-made and hand finished to your design with the style, frame shape, hardware and glazing of your choice. Choose colours, handles and glazing as well as many special features and optional extras specifically to suit your property.



Vertical Sliding Sash Windows

Design Features



Sculptured Frame Detail

Beautifully designed and highly durable sculptured PVCu profiles create an authentic and long-lasting pristine appearance.

Simple, Safe Operation

The deep outer frame holds two independent glazed sashes which slide up and down past each other in the traditional manner. Modern sash windows work effortlessly using concealed spring balances and they will stay safely open in any position.

**10 Year
Guarantee**

Low Maintenance

Occasional cleaning with warm soapy water and ensuring the balance channels are kept free from debris is all modern PVCu sash windows should ever need to keep them in great working condition.

Balanced Opening System

Specially designed modern spring balances replace the heavy counterweights of old-fashioned sash windows. They are guaranteed for 10 years and will last at least 25 years having been independently tested to well over 20,000 operations. Each balance is carefully made to the weight of the window to ensure a smooth easy sliding operation.

Triple Weatherseals

All our sash windows are fully sealed around the frame and double sealed on each sliding sash, efficiently combating draughts and providing excellent weather resistance.

Rigorous Quality Control

Our windows are carefully checked throughout manufacture. Our reputation rests upon providing the most reliable high quality products and so we feel confident in providing a 10 year guarantee. This reassurance for our customers is backed up by the independent testing results and accreditations achieved, such as BS Kitemarks, Secured By Design and BBA Certification.

Further Options



Tilt in Facility

You may like to choose this option so that both sashes will tilt inwards to allow easy cleaning of the outside glass from inside the room. This is ideal for upstairs windows and can sometimes be required by building regulations.

Handles & Catches

We offer a choice of handles in a range of coloured finishes. Our standard fittings are safe and secure but we also offer an upgrade to the Police Accredited 'Secured by Design' specification, which *can* help reduce insurance premiums!

Opening Restrictors

Primarily used for child safety, restrictors can be specified to temporarily but securely limit the opening of your sash windows. Factory set to give 100mm opening on either sash but you can choose whatever opening you require.

Sash Horns

Available on our complete range of sash windows to emulate the appearance of some timber sash windows, a special continuous horn option which most closely matches the timber sash horn detail is available on the premium Elegance sash window range only.

Trickle Vent


Sometimes required by Building Regulations, these controllable vents can be fitted discreetly into the top sash of the window to provide slow background ventilation even when windows are closed.

Deep Bottom Rail

This period joinery detail mirrors the appearance of traditional timber sash windows. The bottom sash base rail is approximately twice the thickness of the rest of the bottom sash and is also mechanically jointed. As standard our windows have equal dimensions of sash profile on all four sides and are welded at all the corners.

Vertical Sliding Sash Windows

Glazing Options



Decorative Glazing

Your windows will be supplied fitted with your choice of glass, including obscure and decorative glazing patterns if required. Leaded, bevelled, coloured or any kind of specialist glass is no problem for us – we can even re-use your original decorative or leaded glass!

Energy Efficiency

Our windows are glazed with the best Planitherm Total + low emissivity glass which provides excellent thermal efficiency. They come as standard with a Window Energy Rating of 'C' as rated by the British Fenestration Ratings Council. You can improve this performance even more by upgrading to 'A' or 'B' rated windows.

Safety & Security

Toughened glass is extra strong and also shatters into safe small pellets like a car windscreen. It should be specified for a window position where there is any risk that people may accidentally fall against it. We also offer laminated glazing for increased security (required in some windows to achieve full 'Secured by Design' specification) as well as improving the acoustic insulation properties of your new windows. Other specialist glazing is available on request.

Georgian Bar Designs

All our sash windows can be made featuring decorative 'glazed in' Georgian bars in a choice of widths and colours inside the double glazed units. For true period appearance they can be featured with surface mounted 'Authentic' or 'Astragal' Georgian bars that give depth and real traditional detailing to the window. There is also a range of widths and styles to suit the windows you choose.

Window Styles

Typically sash windows are split in half so this is our standard configuration but other transom splits are no problem. Coupled windows can be produced for bigger openings if needed.



Specialist Options



Unique Fire Escape Solution

Fire Escape Solution

We offer a unique solution for fire egress as we can manufacture sash windows that slide as normal and also hinge inwards like a door for emergency exit purposes only. This is compliant with UK Building Regulations Document B (Scotland and Ireland – Document E).

Shaped Frames

As a true sash window specialist we can usually replicate any existing window design. We can easily manufacture windows with curved, pointed or arched heads – typically the top sash must be fixed but a slide and/or tilt operation is usually possible on the bottom sash.


Bay Windows

We offer solutions for almost any angle of bay window, from 90° to 150° as we have both fixed and variable angle aluminium posts for strength combined with decorative PVCu trims to provide an aesthetically pleasing and weatherproof finish.



Colours & Finishes

White windows fit well in most properties but there are plenty more options for you to consider. We offer a range of beautiful natural-looking woodgrain effects and a choice of attractive textured finishes and almost unlimited choice of colours. You can also choose dual colour (different inside and outside) or painted finishes which allow you to match existing décor or create an exciting new look for your home.



Vertical Sliding Sash Windows

10 Year Guarantee



Secured by Design



Official Police Security Initiative



Certification Mark

Energy Window



Ten Year Guarantee

Our sash windows come with a 10 year guarantee. This gives you the peace of mind that in the unlikely event something should go wrong with your windows, you can get them fixed quickly and conveniently at no cost to you.

British Board of Agrément Certificates

Our windows have been rigorously independently tested for weathering, security and general operation to ensure they are 'fit for purpose' and have a minimum estimated lifespan of 25 years.

Secured by Design

This is the police accreditation for products to enhance security in your home and our sash windows can be manufactured to these exacting specifications.

Energy Saving Trust Recommended

Our range of sash windows are all Energy Saving Trust recommended products, although the higher the rating the more energy you will save! Only the most energy efficient products carry the Energy Saving Trust Recommended logo, making it quick and easy for you to find products that will cost you less to run, or give you real savings on your energy bills - and help you do your bit for the environment.

Window Energy Ratings

We offer a range of British Fenestration Ratings Council (BFRC) approved energy rated sash windows, from our standard 'C' rated product right up to an 'A' rated window. Choosing high energy rated windows is an investment, both financially and in the future of our planet.

Features & Benefits Checklist

- Secured by Design
- A, B and C energy rated windows
- Independently quality tested
- 10 Year Guarantee
- Traditional timber aesthetics
- Modern PVCu performance
- Pre-tensioned spiral spring balances
- Unlimited choice of colours and styles
- Wide range of window furniture options
- Specialist fire escape facility

Please contact us for a free, no obligation quotation or to discuss your specific project requirements.



ISO 9001:2008 FS 558414