



i am | impressive |

air 20SL
Sliding Doors

Technical Guide

10/16/V1

www.discoverair.co.uk



air 20SL

Technical Guide


10/16/V1/2.2

Contents

Features and Benefits	4-9
Door Options	11
Size Limits	11
Door Styles	12
Section Drawings	13-19

i am


performance



U Value

up to

1.3 Wm^2K



Windload

up to

2000pa



Watertight

up to

300pa




air permeability

up to

600pa



room for the view



10 year
guarantee

Impressive
20mm sightline



120kg weight
per panel

Max Panel Sizes
1500w * 2800h



i am impressive

air 20SL



Features and Options



Double Track



Slim line middle section



Standard handle.
(Other ranges also available)



Ultion security cylinder option

Available styles

- 2, 3, 4 or 6 pane configurations, fixed light
- Sliding door operation
- Triple track system which allows multiple sliders to open in the same direction (only available on 3 and 6 pane configurations)

Handles

A choice of colours in Standard range.

Colours

- Can be painted in any RAL colour
- Dual colour available

We reserve the right to make changes to the product specification as technical developments dictate, and without prior notice. Pictures shown in this guide are for illustrative purposes and are not binding in detail, colour or specification. All information is intended for guidance purposes only.

Door Options

Handle



Colour Options



Black 9005



Grey RAL 7016



Inox

Styles: 2,3,4 or 6 panes. Triple track system available on 3 and 6 pane configurations.

Glazing: 30mm

Depth of Frame: Two track 116mm and three track 182mm.

Beading: Bonded glass

Handles: Refer to page 10 for full range

Locking: Multipoint locks with adjustable cams

Colours: Standard Colours: Black 9005 and Grey 7016.

Other RAL colours - including Dual colour also available (subject to extended lead times and paint surcharge). Please enquire for further details.

Cills: 190mm and 225mm

Size Limits

Max Glass Weight 120KG

SASH PANE	Minimum	Maximum
Width	750	1500
Height	1730	2800

DOOR SIZES

2 PANE*

	Min (mm)	Max (mm)
Width	1560	3060
Height	1800	2860

3 PANE

Width	2310	4560
Height	1800	2860

4 PANE*

Width	3060	6060
Height	1800	2860

6 PANE

Width	4560	9060
Height	1800	2860

FRAME ASSEMBLY

all door sashes to be fully bonded. Outerframe supplied in kit form.

GLASS DISCLAIMER

Please note that this glazed system is structurally bonded. Due to the nature of handling glass, some blemishes may be visible. All glass should be viewed no less than 3 metres away in natural daylight at an angle of 90°. Please refer to the GGF 'Quality of Vision' Guidance for more information.

air 20LS Door Styles

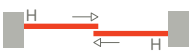
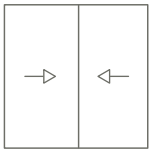
• All styles viewed from outside.



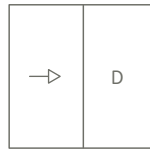
Fixed light

Style 100

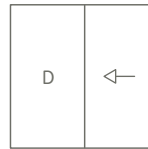
2 Track



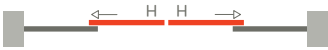
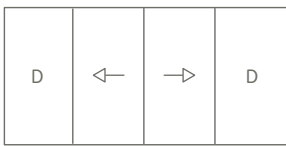
Style 21



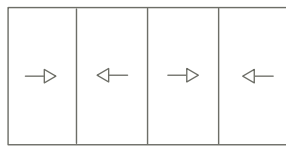
Style 22



Style 23

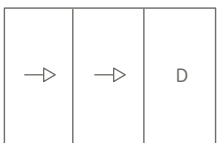


Style 40

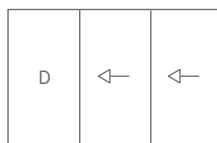


Style 42

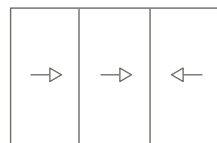
3 Track



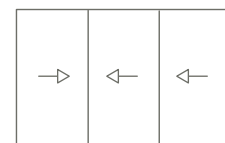
Style 34



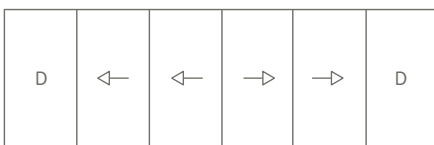
Style 35



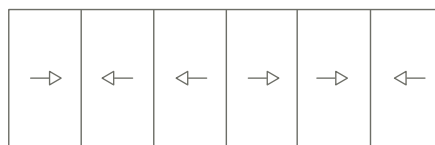
Style 36



Style 37



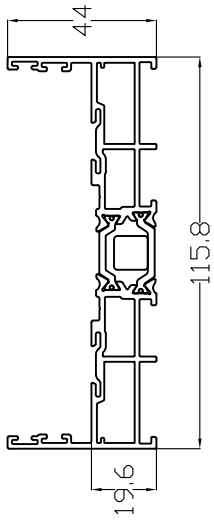
Style 60



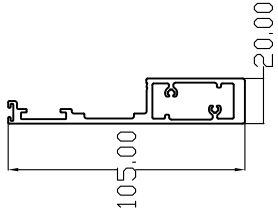
Style 61

air 20SL Profiles

4389 2- Track Bottom



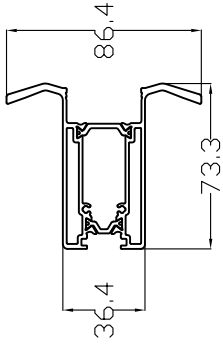
4327 Meeting Stile



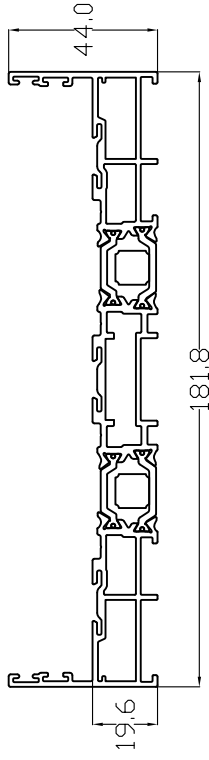
4329 Central Sash hem



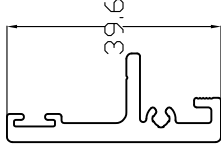
4323 Lateral Sash



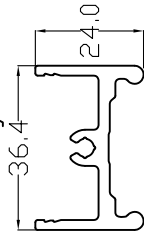
4391 3- Track Bottom



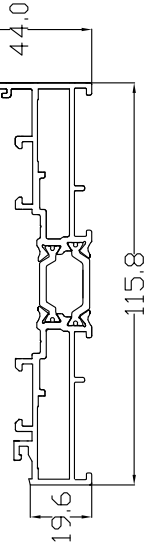
4350 Four Sash Union



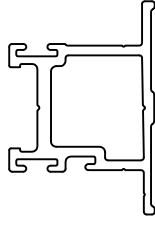
4324 Bearing Profile Synthetic



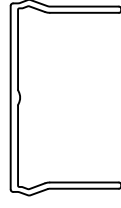
4385 Fixed Frame Outer



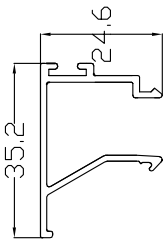
4331 Frame Isolator



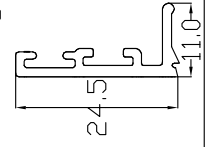
4336 Track Cover



4338 Fixed Channel end Plate



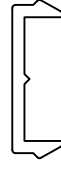
4365 Internal Beading



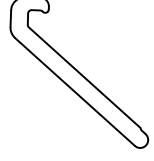
4311 Railing



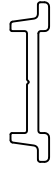
15919 Channel cover



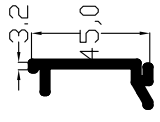
4335 Drainage end plate



4325 Bearing Profile

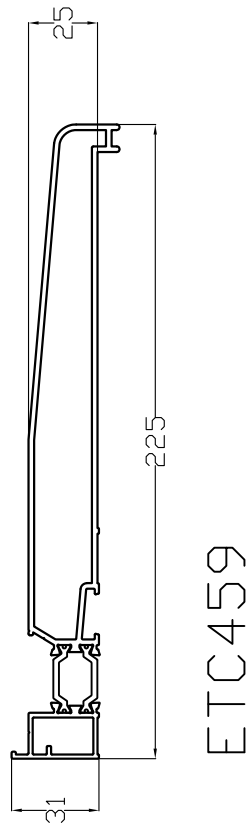
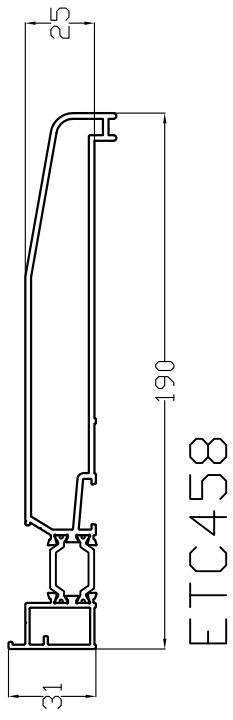


2721 Guide Cover

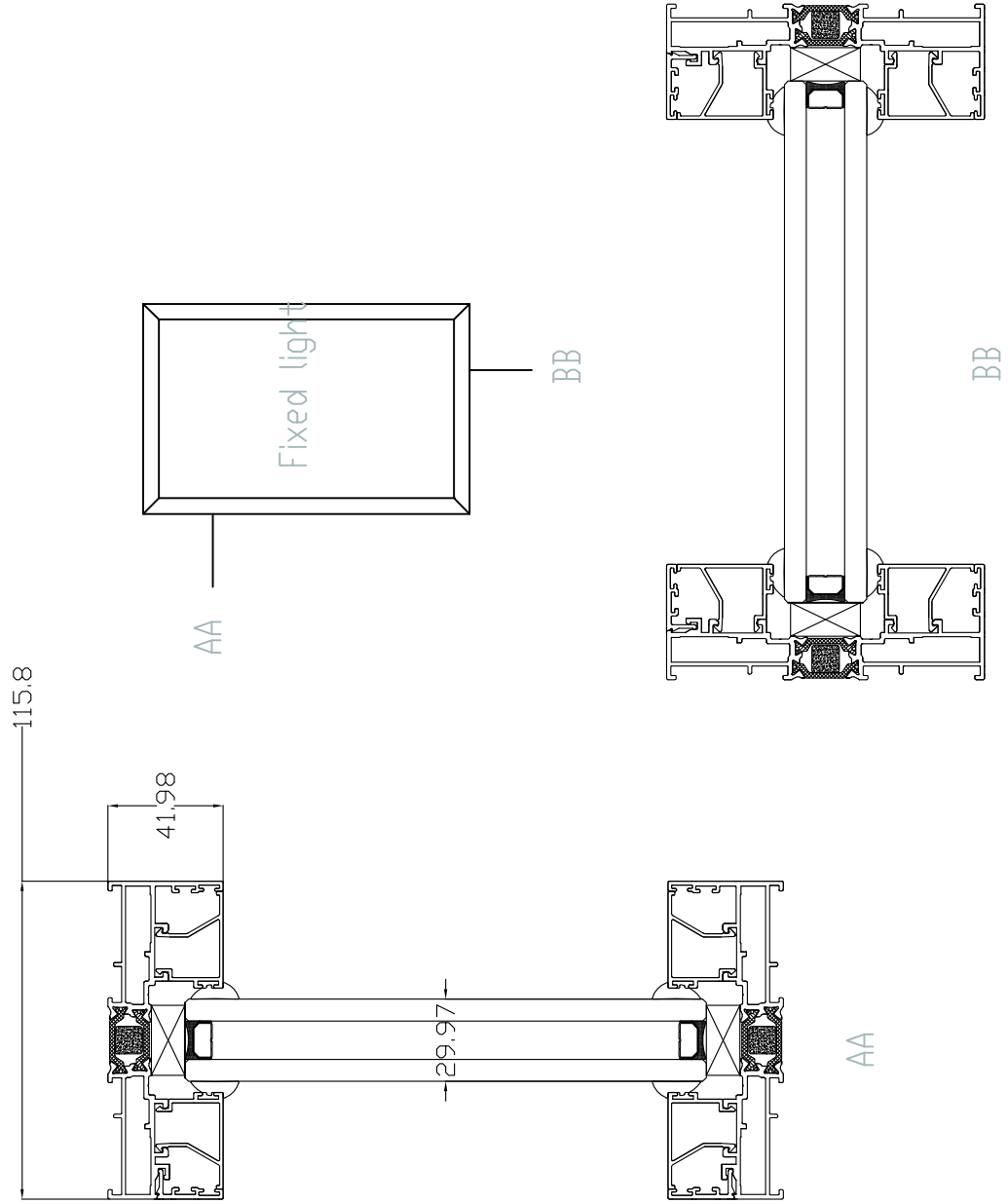


air 20SL cill and add on details

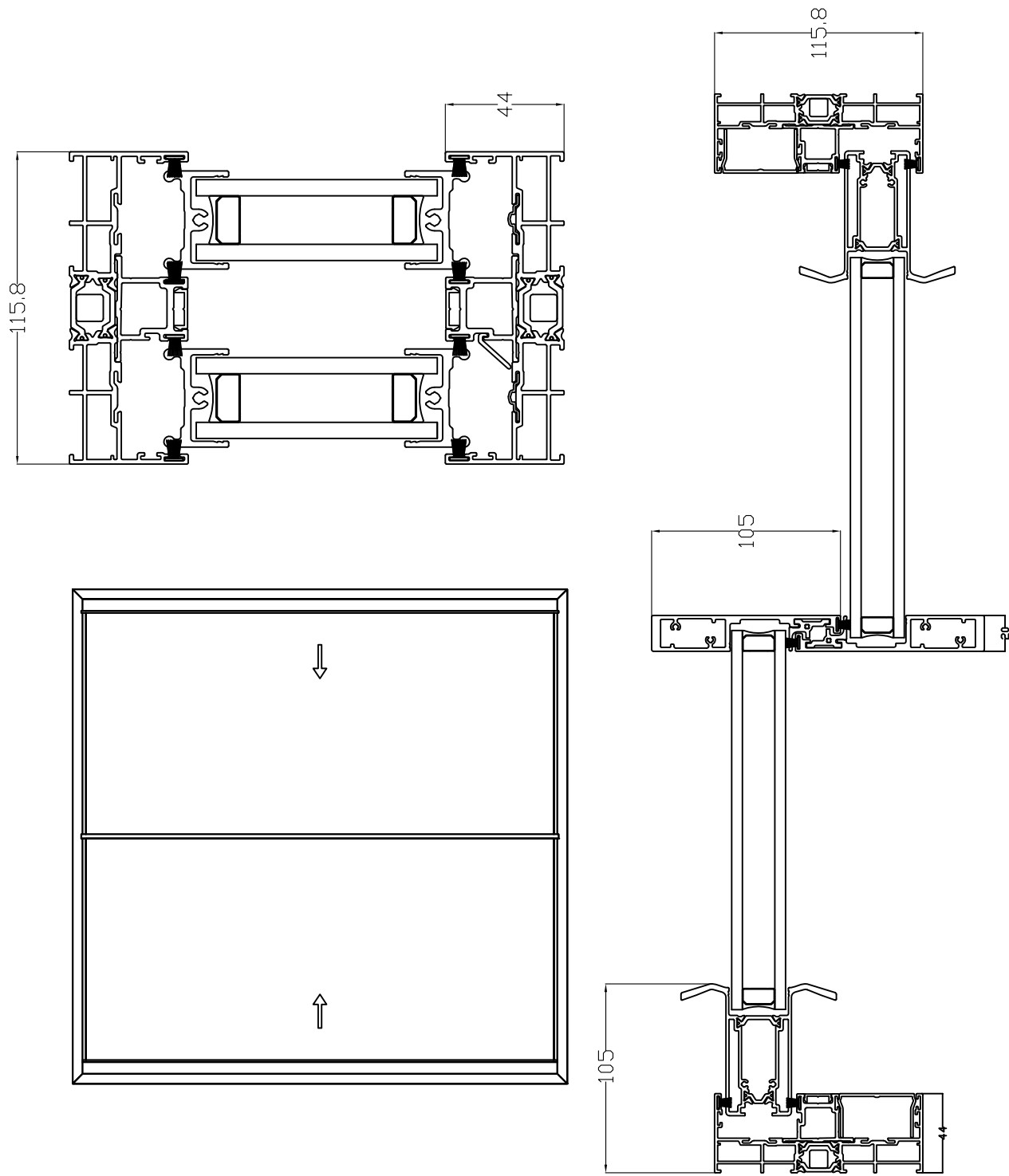
Cills



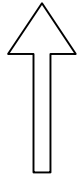
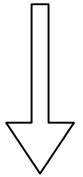
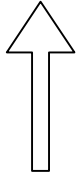
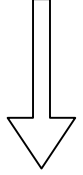
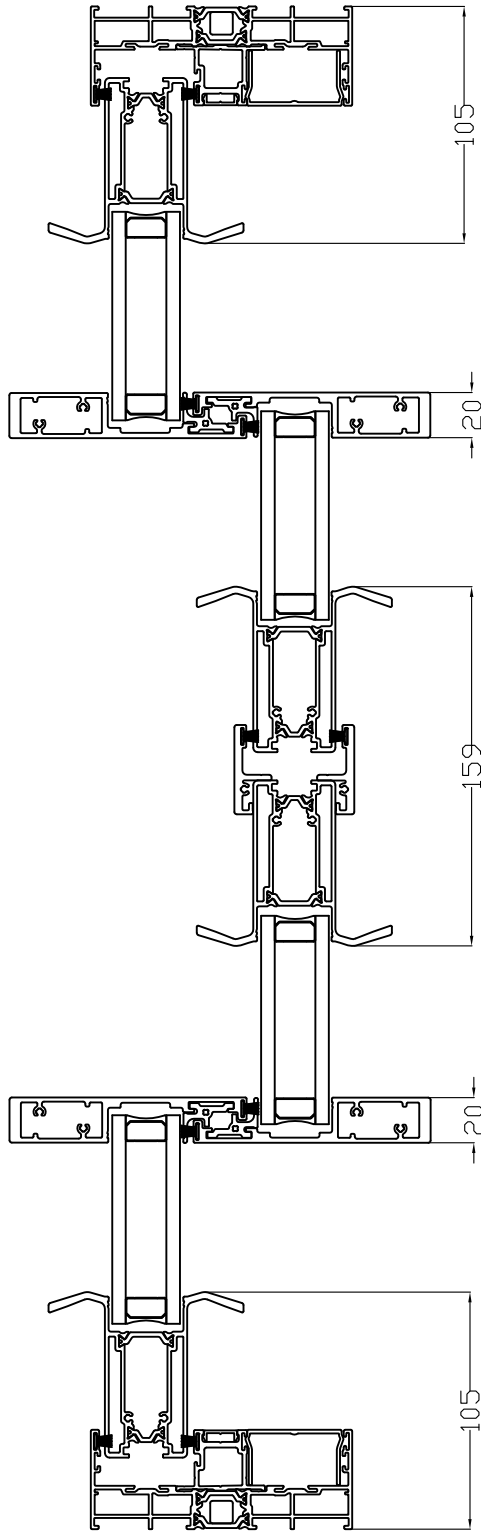
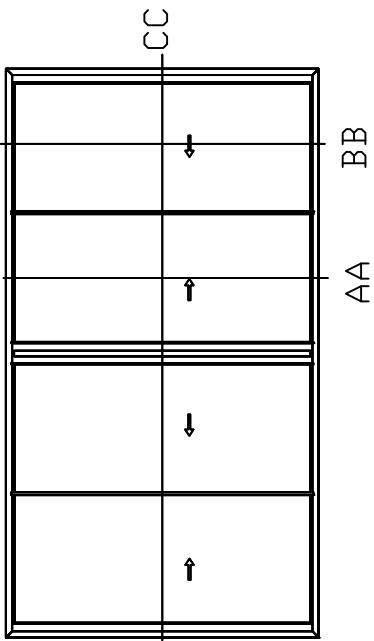
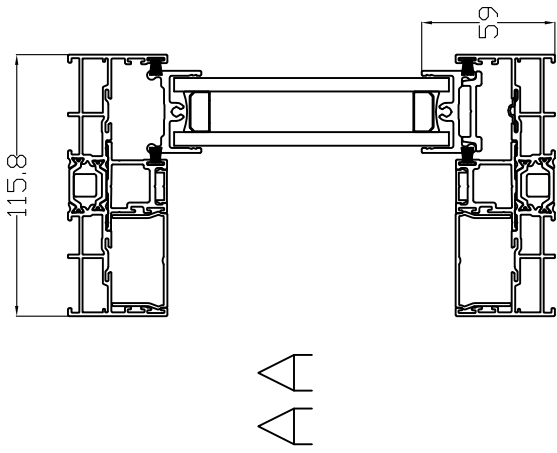
air 20SL Fixed Light



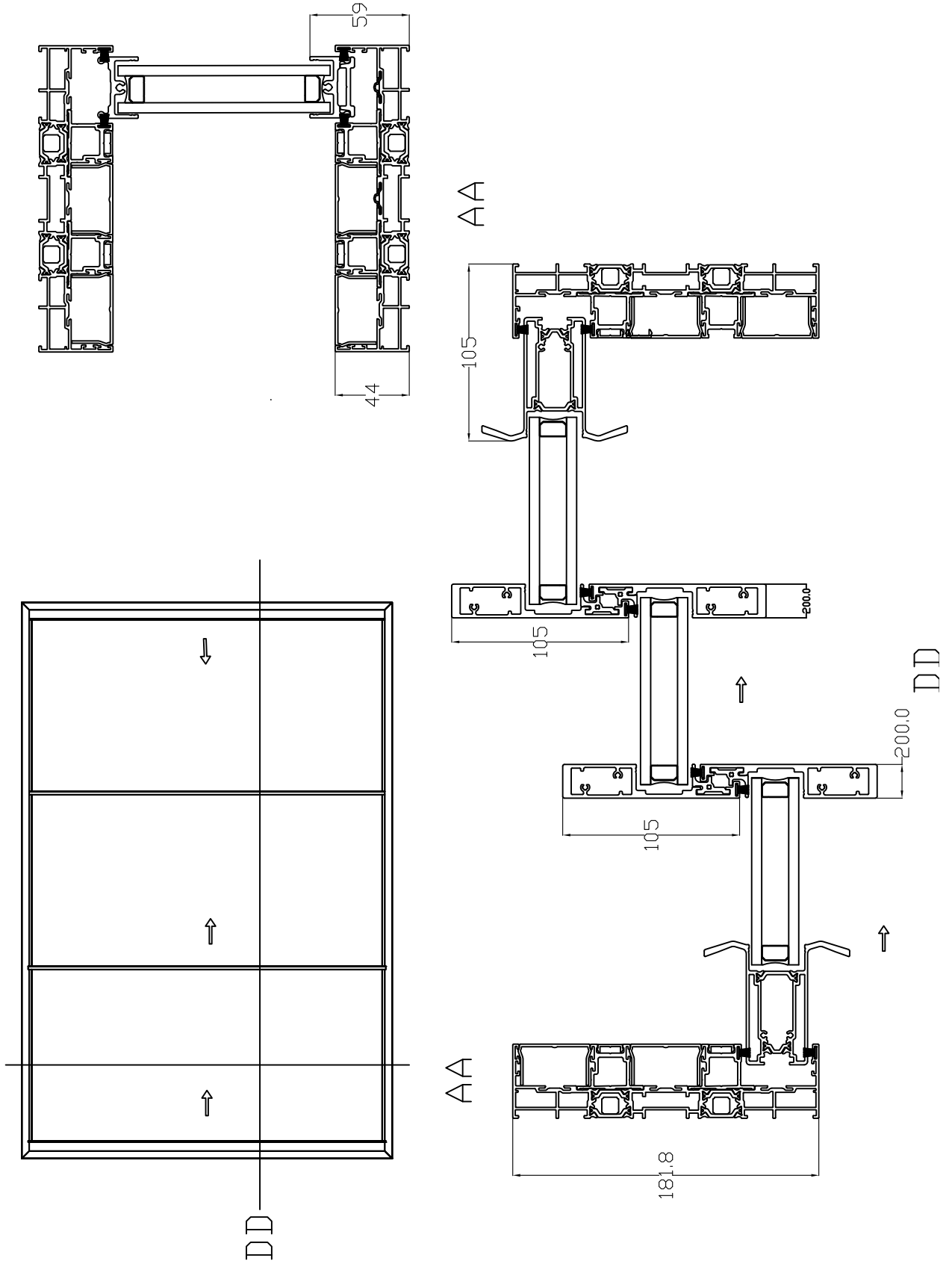
air 20SL 2 Track



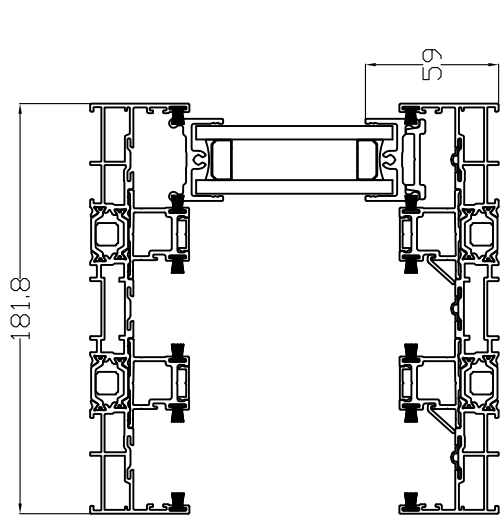
air 20SL 2 Track, 4 Pane



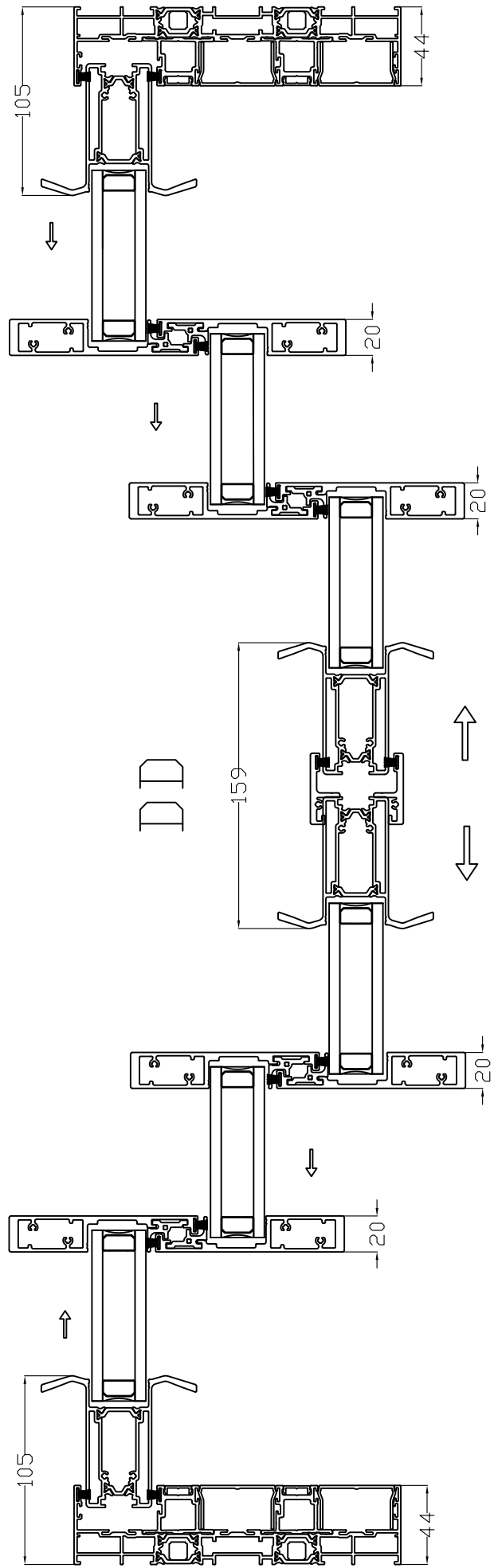
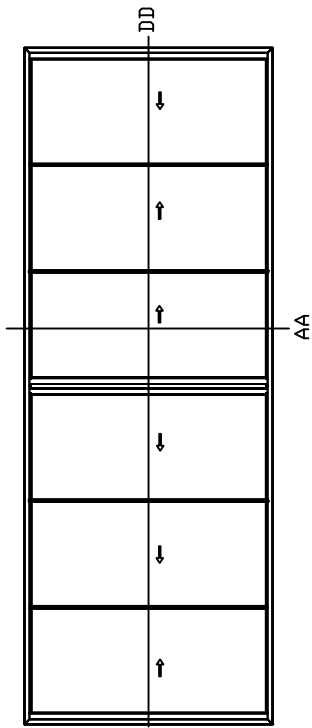
air 20SL 3 Track



air 20SL 3 Track, 6 Pane



AA



A kayaker in a green kayak is shown from a side profile, paddling on a choppy sea. The scene is bathed in a warm, orange-red light, suggesting a sunset or sunrise. The kayaker is wearing a dark life vest and a cap. The water is splashing around the kayak. A white rectangular box is overlaid on the image, containing the text "i am | impressive |".

i am | impressive |

www.discoverair.co.uk

air®